

HOW TO TRANSITION **TO** PICKLEBALL COURT

ONE COURT. MORE PLAY. MORE FUN!



1. CHECK YOUR COURT

Ensure your tennis court is clean, level, and in good condition. A standard court is 36' x 78'.



2. CLEAN THE SURFACE

Sweep and remove any dirt, leaves, or debris. A clean court helps tape stick better and lasts longer.



3. GATHER YOUR SUPPLIES

You'll need pickleball court tape (2" wide recommended), measuring tape, scissors/knife, and a tape roller or squeegee.



4. MEASURE & MARK

Use a measuring tape to locate and mark the pickleball court lines based on the diagram. Center the pickleball court on the tennis court.



5. APPLY THE TAPE

Start with the baselines. Apply tape carefully along your marks. Press firmly to ensure good adhesion. Smooth out any bubbles or wrinkles.



6. MARK THE NET LINE

The pickleball net is 34" high at the center. Make sure the net line is centered between the baselines and aligned with the sidelines.



7. CHECK ALIGNMENT

Double-check all measurements and ensure lines are straight, square, and properly aligned with the center marks.



8. LET IT SET

Allow the tape to set for a few hours before play. Avoid heavy traffic or moisture on the lines.



9. ADD NET & POSTS

Set up your pickleball net system. Ensure it is centered and secure before playing.

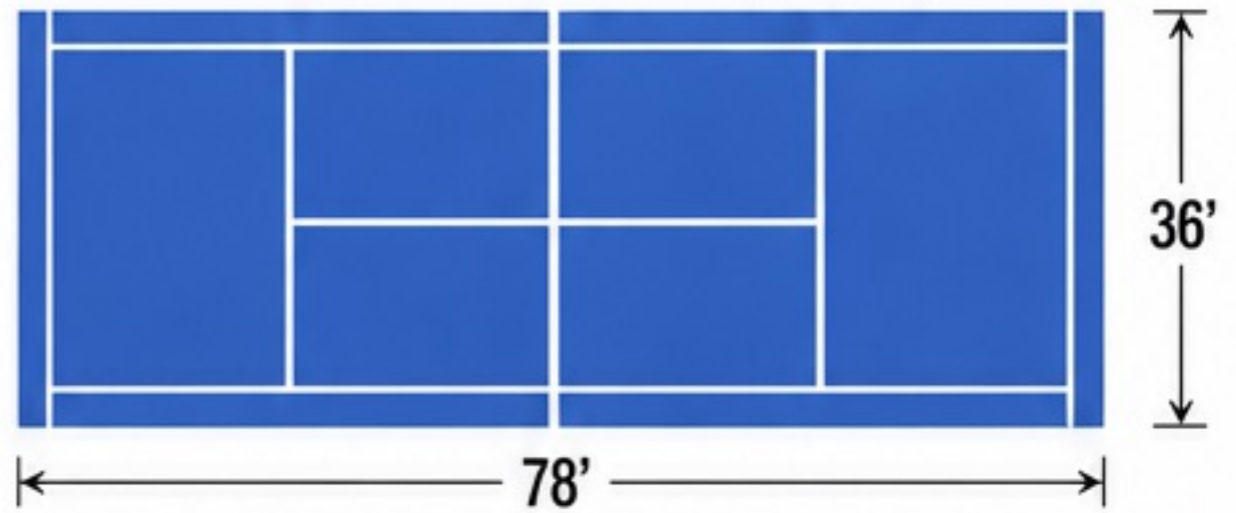


10. ENJOY PICKLEBALL!

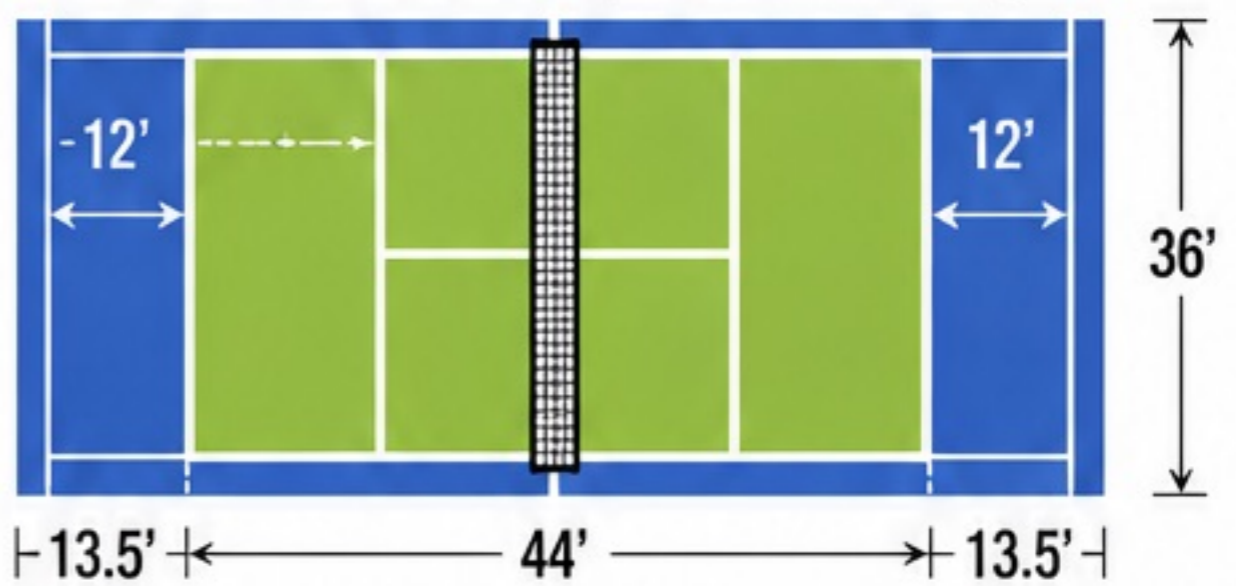
Your court is ready to go! Invite friends and enjoy the game!

TENNIS COURT VS. PICKLEBALL COURT LAYOUT

FULL TENNIS COURT (36' x 78')



PICKLEBALL COURT (ON TENNIS COURT)



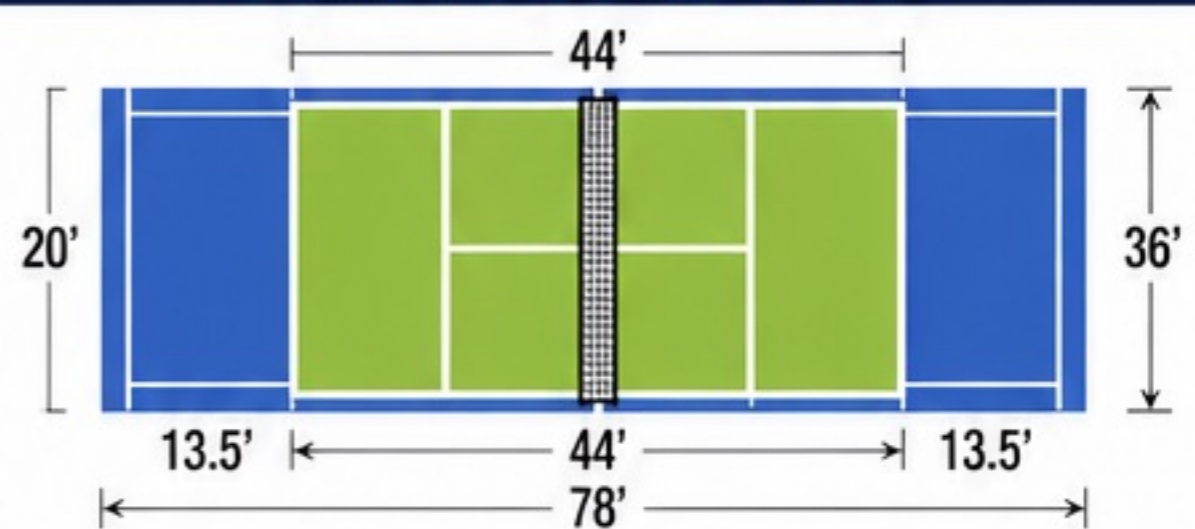
PICKLEBALL COURT MEASUREMENTS

Court Size (Doubles)	20' Wide x 44' Long
Non-Volley Zone (Kitchen)	7' from Net on Both Sides
Net Height	34" at Center, 36" at Ends
Net Line to Baseline	22'
Sideline to Tennis Sideline	8' on Each Side (12' Total)

KEY TIPS

- ✓ Use high-quality court tape for best results.
- ✓ Center the pickleball court on the tennis court.
- ✓ Check measurements from multiple points.
- ✓ Tape can be removed when not in use.
- ✓ Enjoy playing pickleball on your adapted court!

QUICK REFERENCE DIAGRAM



All measurements are in feet. Lines should be 2 inches wide.